


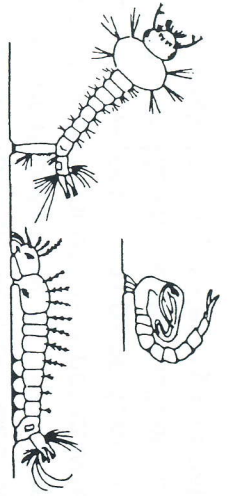
Do you have mosquitoes in your house and yard? You may be growing your own problem. Your yard may be breeding:

- *St. Louis Encephalitis Mosquitoes*
- *Southern House Mosquitoes*
- *Asian Tiger Mosquitoes*
- *Yellow Fever Mosquitoes*
- *Tree Hole Mosquitoes*
- *West Nile Virus Mosquitoes*
- *Bromeliad Mosquitoes*

The solution is simple, cheap and pesticide-free. Check your yard for breeding in all locations indicated in this brochure, and follow the directions given.

Don't overlook a single small pool of water, even if there are no mosquito larvae present - they will be back. A half-cup of water can produce enough mosquitoes to cause a problem.

Mosquito larvae and pupae will wiggle to the bottom of the container if disturbed. They are 1/8" to 1/2" long and look like this at the water's surface:




**MOSQUITO CONTROL SERVICES**

**(800) 256-1784**

[www.mosquitoes.com](http://www.mosquitoes.com)

# Tracking Down Your Mosquito Problems



7. Check large animal water troughs weekly and flush to remove mosquito larvae, or train your animals to eat the larvae (just kidding). Minnows may help in shaded troughs.

8. Old tires are a favorite of the yellow fever and tiger mosquitoes. Discard tires or put in a building. If not possible, stack tires flat and cover the top of each stack.

9. Fresh rain water is great to drink and to water house plants. Mosquitoes like it, too. Cover rain barrels with house screening to prevent mosquitoes from laying eggs.

10. Unused or poorly maintained kiddie wading pools will breed mosquitoes. Empty pools or flush weekly, or add chlorine as required.

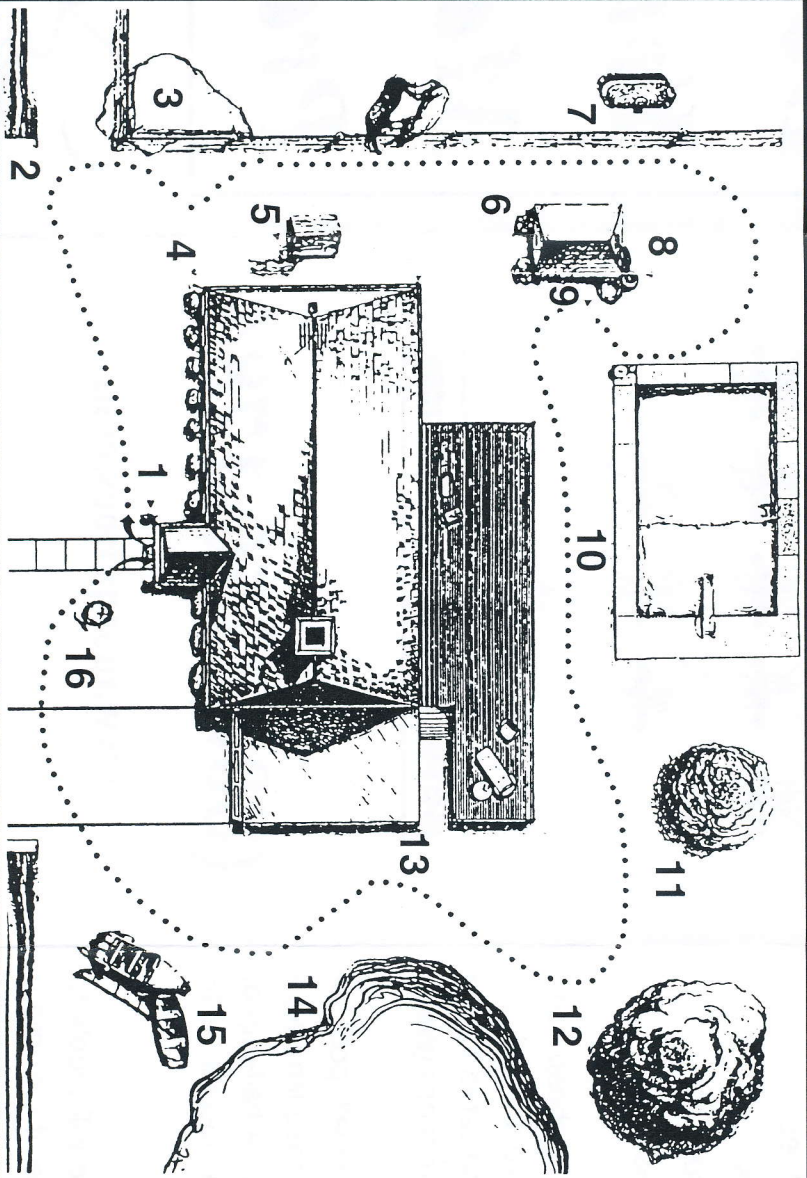
11. Horticultural buffs who like bromeliads and other plants that hold water need to check them weekly and flush with water to remove larvae that are sometimes difficult to see among the debris in the leaf axil.

6. Trash or "spare parts" and the like have lots of breeding places. Remove items or cover what cannot be thrown away.

5. Replace the water in pet dishes every couple of days. Your pets will appreciate it, but the mosquitoes will not.

4. Roof gutters plugged with leaves hold water and mosquito larvae. This source is often missed. You will need a ladder.

3. Standing water in low grassy areas, tire tracks and swales can breed mosquitoes. Fill and regrade if possible and keep grass mowed. Check under faucets.



12. Water-filled tree holes are favorite breeding sites. Check branches as well as the trunk for holes. Fill with sand or cement.

13. Voids under slabs can hold water for long periods of time. Seal openings with sand or concrete.

14. Mosquitoes in natural or man-made ponds can be prevented by removing any vegetation or stocking with minnows.

16. Bird baths, barbecue grills, ash trays and other small containers that hold water can produce. Cover grills, overturn or remove containers or flush with water at least once a week.

15. Boats on trailers, dry docked or used will collect water and breed mosquitoes if not covered or turned upside down. Go fishing occasionally and bail out any water in your boat.

2. Drainage ditches with emergent vegetation are big producers. Remove the vegetation and any obstructions to water flow, or call your drainage department

1. Potted plants with pans underneath that hold water are prime breeding sites. Don't over water plants, remove the pan if possible or dump any unnecessary water.